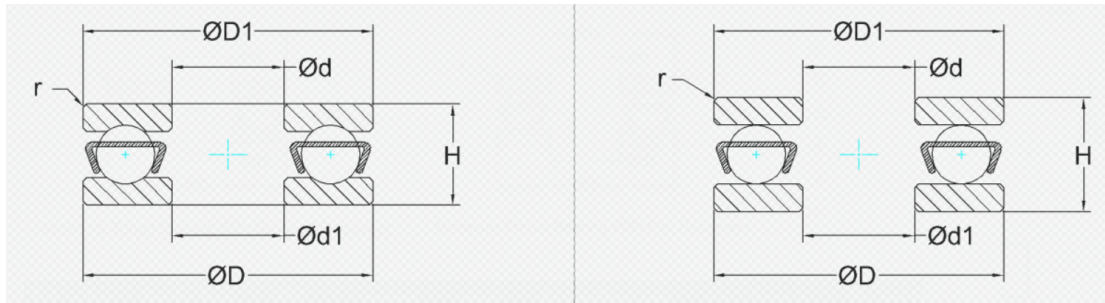




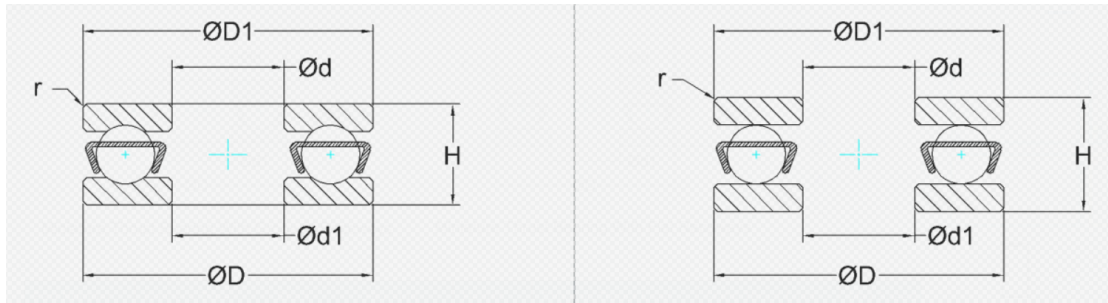
Single Direction Thrust Ball Bearings



Part Number	Bore diameter	Outside diameter	Width	For load direction	Seal type	Ring material	Ball material	Limiting speed
51100	10 mm	24 mm	9 mm	Thrust	Open	52100 Chrome Steel	52100 Chrome Steel	13 X 1000 rpm
51101	12 mm	26 mm	9 mm	Thrust	Open	52100 Chrome Steel	52100 Chrome Steel	13 X 1000 rpm
51102	15 mm	28 mm	9 mm	Thrust	Open	52100 Chrome Steel	52100 Chrome Steel	12 X 1000 rpm
51103	17 mm	30 mm	9 mm	Thrust	Open	52100 Chrome Steel	52100 Chrome Steel	12 X 1000 rpm
51104	20 mm	35 mm	10 mm	Thrust	Open	52100 Chrome Steel	52100 Chrome Steel	10 X 1000 rpm
51105	25 mm	42 mm	11 mm	Thrust	Open	52100 Chrome Steel	52100 Chrome Steel	9 X 1000 rpm
51106	30 mm	47 mm	11 mm	Thrust	Open	52100 Chrome Steel	52100 Chrome Steel	8.5 X 1000 rpm
51107	35 mm	52 mm	12 mm	Thrust	Open	52100 Chrome Steel	52100 Chrome Steel	7.5 X 1000 rpm
51108	40 mm	60 mm	13 mm	Thrust	Open	52100 Chrome Steel	52100 Chrome Steel	7 X 1000 rpm
51109	45 mm	65 mm	14 mm	Thrust	Open	52100 Chrome Steel	52100 Chrome Steel	6.3 X 1000 rpm
51110	50 mm	70 mm	14 mm	Thrust	Open	52100 Chrome Steel	52100 Chrome Steel	6.3 X 1000 rpm
51111	55 mm	78 mm	16 mm	Thrust	Open	52100 Chrome Steel	52100 Chrome Steel	5.3 X 1000 rpm
51112	60 mm	85 mm	17 mm	Thrust	Open	52100 Chrome Steel	52100 Chrome Steel	5 X 1000 rpm
51113	65 mm	90 mm	18 mm	Thrust	Open	52100 Chrome Steel	52100 Chrome Steel	4.8 X 1000 rpm
51114	70 mm	95 mm	18 mm	Thrust	Open	52100 Chrome Steel	52100 Chrome Steel	4.5 X 1000 rpm
51115	75 mm	100 mm	19 mm	Thrust	Open	52100 Chrome Steel	52100 Chrome Steel	4.3 X 1000 rpm
51116	80 mm	105 mm	19 mm	Thrust	Open	52100 Chrome Steel	52100 Chrome Steel	4.3 X 1000 rpm
51117	85 mm	110 mm	19 mm	Thrust	Open	52100 Chrome Steel	52100 Chrome Steel	4.3 X 1000 rpm
51118	90 mm	120 mm	22 mm	Thrust	Open	52100 Chrome Steel	52100 Chrome Steel	3.8 X 1000 rpm
51120	100 mm	135 mm	25 mm	Thrust	Open	52100 Chrome Steel	52100 Chrome Steel	3.2 X 1000 rpm
51122	110 mm	145 mm	25 mm	Thrust	Open	52100 Chrome Steel	52100 Chrome Steel	3.2 X 1000 rpm
51124	120 mm	155 mm	25 mm	Thrust	Open	52100 Chrome Steel	52100 Chrome Steel	3 X 1000 rpm
51126	130 mm	170 mm	30 mm	Thrust	Open	52100 Chrome Steel	52100 Chrome Steel	2.6 X 1000 rpm
51128	140 mm	180 mm	31 mm	Thrust	Open	52100 Chrome Steel	52100 Chrome Steel	2.6 X 1000 rpm
51130 M	150 mm	190 mm	31 mm	Thrust	Open	52100 Chrome Steel	52100 Chrome Steel	2.4 X 1000 rpm
51132 M	160 mm	200 mm	31 mm	Thrust	Open	52100 Chrome Steel	52100 Chrome Steel	2.4 X 1000 rpm
51134 M	170 mm	215 mm	34 mm	Thrust	Open	52100 Chrome Steel	52100 Chrome Steel	2.2 X 1000 rpm
51136 M	180 mm	225 mm	34 mm	Thrust	Open	52100 Chrome Steel	52100 Chrome Steel	2.2 X 1000 rpm
51138 M	190 mm	240 mm	37 mm	Thrust	Open	52100 Chrome Steel	52100 Chrome Steel	2 X 1000 rpm
51140 M	200 mm	250 mm	37 mm	Thrust	Open	52100 Chrome Steel	52100 Chrome Steel	1.9 X 1000 rpm
51144 M	220 mm	270 mm	37 mm	Thrust	Open	52100 Chrome Steel	52100 Chrome Steel	1.9 X 1000 rpm
51148 M	240 mm	300 mm	45 mm	Thrust	Open	52100 Chrome Steel	52100 Chrome Steel	1.6 X 1000 rpm



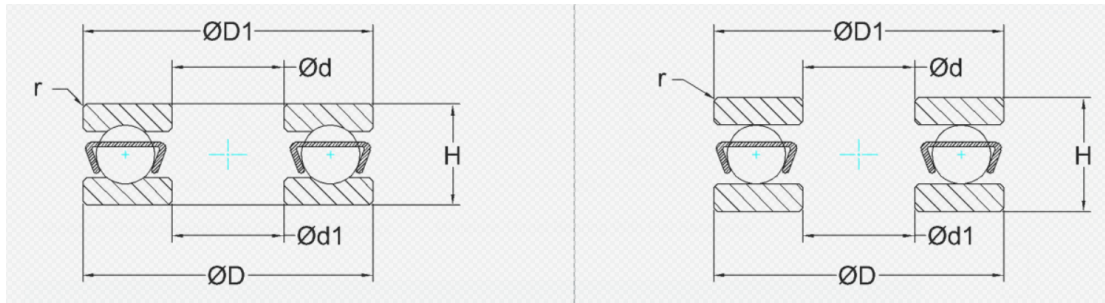
Single Direction Thrust Ball Bearings



Part Number	Bore diameter	Outside diameter	Width	For load direction	Seal type	Ring material	Ball material	Limiting speed
51152 M	260 mm	320 mm	45 mm	Thrust	Open	52100 Chrome Steel	52100 Chrome Steel	1.5 X 1000 rpm
51156 M	280 mm	350 mm	53 mm	Thrust	Open	52100 Chrome Steel	52100 Chrome Steel	1.3 X 1000 rpm
51160 M	300 mm	380 mm	62 mm	Thrust	Open	52100 Chrome Steel	52100 Chrome Steel	1.2 X 1000 rpm
51164 M	320 mm	400 mm	63 mm	Thrust	Open	52100 Chrome Steel	52100 Chrome Steel	1.1 X 1000 rpm
51168 M	340 mm	420 mm	64 mm	Thrust	Open	52100 Chrome Steel	52100 Chrome Steel	1.1 X 1000 rpm
51172 F	360 mm	440 mm	65 mm	Thrust	Open	52100 Chrome Steel	52100 Chrome Steel	1.1 X 1000 rpm
51176 F	380 mm	460 mm	65 mm	Thrust	Open	52100 Chrome Steel	52100 Chrome Steel	1 X 1000 rpm
51080 F	400 mm	440 mm	30 mm	Thrust	Open	52100 Chrome Steel	52100 Chrome Steel	1.6 X 1000 rpm
51180 F	400 mm	480 mm	65 mm	Thrust	Open	52100 Chrome Steel	52100 Chrome Steel	1 X 1000 rpm
51084 F	420 mm	460 mm	30 mm	Thrust	Open	52100 Chrome Steel	52100 Chrome Steel	1.6 X 1000 rpm
51184 F	420 mm	500 mm	65 mm	Thrust	Open	52100 Chrome Steel	52100 Chrome Steel	1 X 1000 rpm
51088 F	440 mm	480 mm	30 mm	Thrust	Open	52100 Chrome Steel	52100 Chrome Steel	1.5 X 1000 rpm
51188 F	440 mm	540 mm	80 mm	Thrust	Open	52100 Chrome Steel	52100 Chrome Steel	0.9 X 1000 rpm
51092 F	460 mm	500 mm	30 mm	Thrust	Open	52100 Chrome Steel	52100 Chrome Steel	1.5 X 1000 rpm
51192 F	460 mm	560 mm	80 mm	Thrust	Open	52100 Chrome Steel	52100 Chrome Steel	0.8 X 1000 rpm
51096 F	480 mm	520 mm	30 mm	Thrust	Open	52100 Chrome Steel	52100 Chrome Steel	1.5 X 1000 rpm
51196 F	480 mm	580 mm	80 mm	Thrust	Open	52100 Chrome Steel	52100 Chrome Steel	0.8 X 1000 rpm
510/500 F	500 mm	540 mm	30 mm	Thrust	Open	52100 Chrome Steel	52100 Chrome Steel	1.4 X 1000 rpm
511/500 F	500 mm	600 mm	80 mm	Thrust	Open	52100 Chrome Steel	52100 Chrome Steel	0.8 X 1000 rpm
510/530 F	530 mm	580 mm	38 mm	Thrust	Open	52100 Chrome Steel	52100 Chrome Steel	1.2 X 1000 rpm
511/530 F	530 mm	640 mm	85 mm	Thrust	Open	52100 Chrome Steel	52100 Chrome Steel	0.8 X 1000 rpm
510/560 F	560 mm	610 mm	38 mm	Thrust	Open	52100 Chrome Steel	52100 Chrome Steel	1.2 X 1000 rpm
511/560 F	560 mm	670 mm	85 mm	Thrust	Open	52100 Chrome Steel	52100 Chrome Steel	0.7 X 1000 rpm
510/600 F	600 mm	650 mm	38 mm	Thrust	Open	52100 Chrome Steel	52100 Chrome Steel	1.1 X 1000 rpm
511/600 F	600 mm	710 mm	85 mm	Thrust	Open	52100 Chrome Steel	52100 Chrome Steel	0.7 X 1000 rpm
510/630 F	630 mm	680 mm	38 mm	Thrust	Open	52100 Chrome Steel	52100 Chrome Steel	1.1 X 1000 rpm
511/630 F	630 mm	750 mm	95 mm	Thrust	Open	52100 Chrome Steel	52100 Chrome Steel	0.6 X 1000 rpm
511/670 F	670 mm	800 mm	105 mm	Thrust	Open	52100 Chrome Steel	52100 Chrome Steel	0.6 X 1000 rpm
511/670 M	670 mm	800 mm	105 mm	Thrust	Open	52100 Chrome Steel	52100 Chrome Steel	0.6 X 1000 rpm
510/710 F	710 mm	780 mm	53 mm	Thrust	Open	52100 Chrome Steel	52100 Chrome Steel	0.9 X 1000 rpm
511/710 F	710 mm	850 mm	112 mm	Thrust	Open	52100 Chrome Steel	52100 Chrome Steel	0.5 X 1000 rpm
510/750 F	750 mm	820 mm	53 mm	Thrust	Open	52100 Chrome Steel	52100 Chrome Steel	0.9 X 1000 rpm



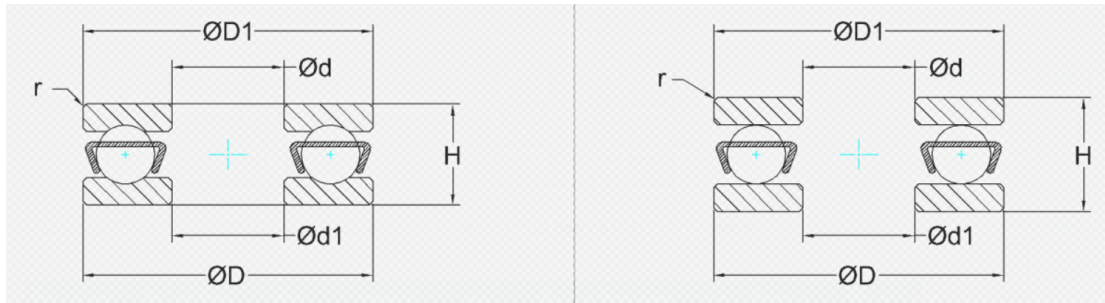
Single Direction Thrust Ball Bearings



Part Number	Bore diameter	Outside diameter	Width	For load direction	Seal type	Ring material	Ball material	Limiting speed
511/750 M	750 mm	900 mm	120 mm	Thrust	Open	52100 Chrome Steel	52100 Chrome Steel	0.5 X 1000 rpm
510/800 F	800 mm	870 mm	53 mm	Thrust	Open	52100 Chrome Steel	52100 Chrome Steel	0.8 X 1000 rpm
511/800-M	800 mm	950 mm	120 mm	Thrust	Open	52100 Chrome Steel	52100 Chrome Steel	0.48 X 1000 rpm
510/850 M	850 mm	920 mm	53 mm	Thrust	Open	52100 Chrome Steel	52100 Chrome Steel	0.8 X 1000 rpm
511/850 F	850 mm	1000 mm	120 mm	Thrust	Open	52100 Chrome Steel	52100 Chrome Steel	0.5 X 1000 rpm
510/900 M	900 mm	980 mm	63 mm	Thrust	Open	52100 Chrome Steel	52100 Chrome Steel	0.7 X 1000 rpm
511/900 F	900 mm	1060 mm	130 mm	Thrust	Open	52100 Chrome Steel	52100 Chrome Steel	0.4 X 1000 rpm
511/900 M	900 mm	1060 mm	130 mm	Thrust	Open	52100 Chrome Steel	52100 Chrome Steel	0.4 X 1000 rpm
510/950 M	950 mm	1080 mm	63 mm	Thrust	Open	52100 Chrome Steel	52100 Chrome Steel	0.7 X 1000 rpm
511/950 F	950 mm	1120 mm	135 mm	Thrust	Open	52100 Chrome Steel	52100 Chrome Steel	0.4 X 1000 rpm
510/1000 M	1000 mm	1090 mm	70 mm	Thrust	Open	52100 Chrome Steel	52100 Chrome Steel	0.6 X 1000 rpm
511/1000 F	1000 mm	1180 mm	140 mm	Thrust	Open	52100 Chrome Steel	52100 Chrome Steel	0.4 X 1000 rpm
510/1060 M	1060 mm	1150 mm	70 mm	Thrust	Open	52100 Chrome Steel	52100 Chrome Steel	0.6 X 1000 rpm
511/1060 M	1060 mm	1250 mm	150 mm	Thrust	Open	52100 Chrome Steel	52100 Chrome Steel	0.3 X 1000 rpm
511/1120 F	1120 mm	1320 mm	160 mm	Thrust	Open	52100 Chrome Steel	52100 Chrome Steel	0.3 X 1000 rpm
511/1180 F	1180 mm	1400 mm	175 mm	Thrust	Open	52100 Chrome Steel	52100 Chrome Steel	0.3 X 1000 rpm
511/1400 F	1400 mm	1630 mm	180 mm	Thrust	Open	52100 Chrome Steel	52100 Chrome Steel	0.3 X 1000 rpm
51200	10 mm	26 mm	11 mm	Thrust	Open	52100 Chrome Steel	52100 Chrome Steel	11 X 1000 rpm
51201	12 mm	28 mm	11 mm	Thrust	Open	52100 Chrome Steel	52100 Chrome Steel	11 X 1000 rpm
51202	15 mm	32 mm	12 mm	Thrust	Open	52100 Chrome Steel	52100 Chrome Steel	10 X 1000 rpm
51203	17 mm	35 mm	12 mm	Thrust	Open	52100 Chrome Steel	52100 Chrome Steel	9.5 X 1000 rpm
51204	20 mm	40 mm	14 mm	Thrust	Open	52100 Chrome Steel	52100 Chrome Steel	8 X 1000 rpm
51205	25 mm	47 mm	15 mm	Thrust	Open	52100 Chrome Steel	52100 Chrome Steel	7.5 X 1000 rpm
51206	30 mm	52 mm	16 mm	Thrust	Open	52100 Chrome Steel	52100 Chrome Steel	6.7 X 1000 rpm
51207	35 mm	62 mm	18 mm	Thrust	Open	52100 Chrome Steel	52100 Chrome Steel	5.6 X 1000 rpm
51208	40 mm	68 mm	19 mm	Thrust	Open	52100 Chrome Steel	52100 Chrome Steel	5.3 X 1000 rpm
51209	45 mm	73 mm	20 mm	Thrust	Open	52100 Chrome Steel	52100 Chrome Steel	5 X 1000 rpm
51210	50 mm	78 mm	22 mm	Thrust	Open	52100 Chrome Steel	52100 Chrome Steel	4.5 X 1000 rpm
51211	55 mm	90 mm	25 mm	Thrust	Open	52100 Chrome Steel	52100 Chrome Steel	4 X 1000 rpm
51212	60 mm	95 mm	26 mm	Thrust	Open	52100 Chrome Steel	52100 Chrome Steel	3.8 X 1000 rpm
51213	65 mm	100 mm	27 mm	Thrust	Open	52100 Chrome Steel	52100 Chrome Steel	3.6 X 1000 rpm
51214	70 mm	105 mm	27 mm	Thrust	Open	52100 Chrome Steel	52100 Chrome Steel	3.6 X 1000 rpm



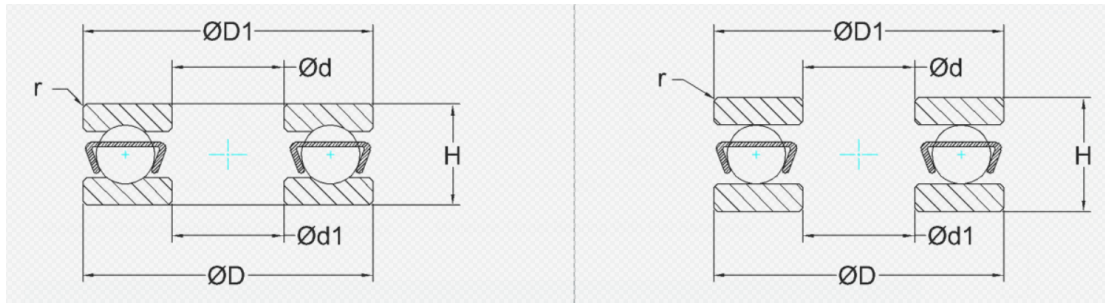
Single Direction Thrust Ball Bearings



Part Number	Bore diameter	Outside diameter	Width	For load direction	Seal type	Ring material	Ball material	Limiting speed
51215	75 mm	110 mm	27 mm	Thrust	Open	52100 Chrome Steel	52100 Chrome Steel	3.4 X 1000 rpm
51216	80 mm	115 mm	28 mm	Thrust	Open	52100 Chrome Steel	52100 Chrome Steel	3.4 X 1000 rpm
51217	85 mm	125 mm	31 mm	Thrust	Open	52100 Chrome Steel	52100 Chrome Steel	3 X 1000 rpm
51218	90 mm	135 mm	35 mm	Thrust	Open	52100 Chrome Steel	52100 Chrome Steel	2.8 X 1000 rpm
51220	100 mm	150 mm	38 mm	Thrust	Open	52100 Chrome Steel	52100 Chrome Steel	2.4 X 1000 rpm
51222	110 mm	160 mm	38 mm	Thrust	Open	52100 Chrome Steel	52100 Chrome Steel	2.4 X 1000 rpm
51224	120 mm	170 mm	39 mm	Thrust	Open	52100 Chrome Steel	52100 Chrome Steel	2.2 X 1000 rpm
51226	130 mm	190 mm	45 mm	Thrust	Open	52100 Chrome Steel	52100 Chrome Steel	2 X 1000 rpm
51228	140 mm	200 mm	46 mm	Thrust	Open	52100 Chrome Steel	52100 Chrome Steel	1.9 X 1000 rpm
51230 M	150 mm	215 mm	50 mm	Thrust	Open	52100 Chrome Steel	52100 Chrome Steel	1.8 X 1000 rpm
51232 M	160 mm	225 mm	51 mm	Thrust	Open	52100 Chrome Steel	52100 Chrome Steel	1.7 X 1000 rpm
51234 M	170 mm	240 mm	55 mm	Thrust	Open	52100 Chrome Steel	52100 Chrome Steel	1.6 X 1000 rpm
51236 M	180 mm	250 mm	56 mm	Thrust	Open	52100 Chrome Steel	52100 Chrome Steel	1.5 X 1000 rpm
51238 M	190 mm	270 mm	62 mm	Thrust	Open	52100 Chrome Steel	52100 Chrome Steel	1.4 X 1000 rpm
51240 M	200 mm	280 mm	62 mm	Thrust	Open	52100 Chrome Steel	52100 Chrome Steel	1.4 X 1000 rpm
51244 M	220 mm	300 mm	63 mm	Thrust	Open	52100 Chrome Steel	52100 Chrome Steel	1.3 X 1000 rpm
51248 M	240 mm	340 mm	78 mm	Thrust	Open	52100 Chrome Steel	52100 Chrome Steel	1.1 X 1000 rpm
51252 M	260 mm	360 mm	79 mm	Thrust	Open	52100 Chrome Steel	52100 Chrome Steel	1.1 X 1000 rpm
51256 M	280 mm	380 mm	80 mm	Thrust	Open	52100 Chrome Steel	52100 Chrome Steel	1 X 1000 rpm
51260 M	300 mm	420 mm	95 mm	Thrust	Open	52100 Chrome Steel	52100 Chrome Steel	0.9 X 1000 rpm
51264 F	320 mm	440 mm	95 mm	Thrust	Open	52100 Chrome Steel	52100 Chrome Steel	0.9 X 1000 rpm
51264 M	320 mm	440 mm	95 mm	Thrust	Open	52100 Chrome Steel	52100 Chrome Steel	0.9 X 1000 rpm
51268 F	340 mm	460 mm	96 mm	Thrust	Open	52100 Chrome Steel	52100 Chrome Steel	0.8 X 1000 rpm
51272 F	360 mm	500 mm	110 mm	Thrust	Open	52100 Chrome Steel	52100 Chrome Steel	0.8 X 1000 rpm
51276 F	380 mm	520 mm	112 mm	Thrust	Open	52100 Chrome Steel	52100 Chrome Steel	0.7 X 1000 rpm
51280 F	400 mm	540 mm	112 mm	Thrust	Open	52100 Chrome Steel	52100 Chrome Steel	0.7 X 1000 rpm
51284 F	420 mm	580 mm	130 mm	Thrust	Open	52100 Chrome Steel	52100 Chrome Steel	0.6 X 1000 rpm
51288 F	440 mm	600 mm	130 mm	Thrust	Open	52100 Chrome Steel	52100 Chrome Steel	0.6 X 1000 rpm
51292 F	460 mm	620 mm	130 mm	Thrust	Open	52100 Chrome Steel	52100 Chrome Steel	0.6 X 1000 rpm
51296 F	480 mm	650 mm	135 mm	Thrust	Open	52100 Chrome Steel	52100 Chrome Steel	0.6 X 1000 rpm
512/500 F	500 mm	670 mm	135 mm	Thrust	Open	52100 Chrome Steel	52100 Chrome Steel	0.5 X 1000 rpm
512/530-M	530 mm	710 mm	140 mm	Thrust	Open	52100 Chrome Steel	52100 Chrome Steel	0.45 X 1000 rpm



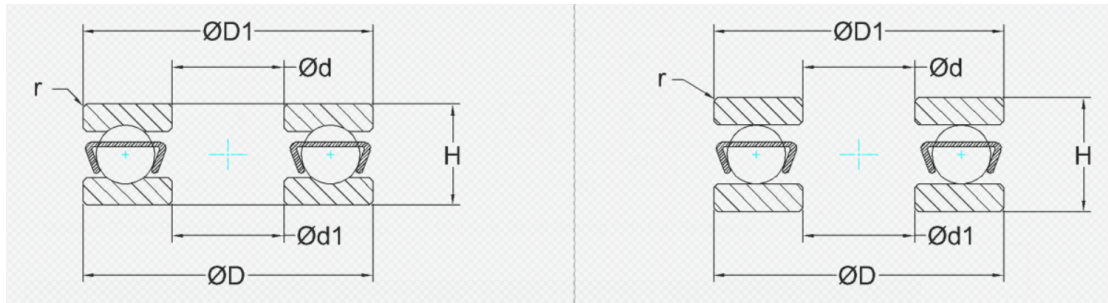
Single Direction Thrust Ball Bearings



Part Number	Bore diameter	Outside diameter	Width	For load direction	Seal type	Ring material	Ball material	Limiting speed
512/560-M	560 mm	750 mm	150 mm	Thrust	Open	52100 Chrome Steel	52100 Chrome Steel	0.44 X 1000 rpm
512/600-M	600 mm	800 mm	160 mm	Thrust	Open	52100 Chrome Steel	52100 Chrome Steel	0.44 X 1000 rpm
512/630-M	630 mm	820 mm	175 mm	Thrust	Open	52100 Chrome Steel	52100 Chrome Steel	0.43 X 1000 rpm
512/670-M	670 mm	900 mm	180 mm	Thrust	Open	52100 Chrome Steel	52100 Chrome Steel	0.43 X 1000 rpm
512/710-M	710 mm	950 mm	190 mm	Thrust	Open	52100 Chrome Steel	52100 Chrome Steel	0.42 X 1000 rpm
512/800-M	800 mm	1060 mm	205 mm	Thrust	Open	52100 Chrome Steel	52100 Chrome Steel	0.41 X 1000 rpm
512/850-M	850 mm	1120 mm	212 mm	Thrust	Open	52100 Chrome Steel	52100 Chrome Steel	0.4 X 1000 rpm
512/900-M	900 mm	1180 mm	220 mm	Thrust	Open	52100 Chrome Steel	52100 Chrome Steel	0.39 X 1000 rpm
512/950-M	950 mm	1250 mm	236 mm	Thrust	Open	52100 Chrome Steel	52100 Chrome Steel	0.38 X 1000 rpm
512/1000-M	1000 mm	1320 mm	250 mm	Thrust	Open	52100 Chrome Steel	52100 Chrome Steel	0.37 X 1000 rpm
51305	25 mm	52 mm	18 mm	Thrust	Open	52100 Chrome Steel	52100 Chrome Steel	6.3 X 1000 rpm
51405	25 mm	60 mm	24 mm	Thrust	Open	52100 Chrome Steel	52100 Chrome Steel	5 X 1000 rpm
51306	30 mm	60 mm	21 mm	Thrust	Open	52100 Chrome Steel	52100 Chrome Steel	5.3 X 1000 rpm
51406	30 mm	70 mm	28 mm	Thrust	Open	52100 Chrome Steel	52100 Chrome Steel	4.3 X 1000 rpm
51307	35 mm	68 mm	24 mm	Thrust	Open	52100 Chrome Steel	52100 Chrome Steel	4.8 X 1000 rpm
51407	35 mm	80 mm	32 mm	Thrust	Open	52100 Chrome Steel	52100 Chrome Steel	3.6 X 1000 rpm
51308	40 mm	78 mm	26 mm	Thrust	Open	52100 Chrome Steel	52100 Chrome Steel	4.3 X 1000 rpm
51408	40 mm	90 mm	36 mm	Thrust	Open	52100 Chrome Steel	52100 Chrome Steel	3.4 X 1000 rpm
51309	45 mm	85 mm	28 mm	Thrust	Open	52100 Chrome Steel	52100 Chrome Steel	4 X 1000 rpm
51409	45 mm	100 mm	39 mm	Thrust	Open	52100 Chrome Steel	52100 Chrome Steel	3 X 1000 rpm
51310	50 mm	95 mm	31 mm	Thrust	Open	52100 Chrome Steel	52100 Chrome Steel	3.6 X 1000 rpm
51410	50 mm	110 mm	43 mm	Thrust	Open	52100 Chrome Steel	52100 Chrome Steel	2.8 X 1000 rpm
51311	55 mm	105 mm	35 mm	Thrust	Open	52100 Chrome Steel	52100 Chrome Steel	3.2 X 1000 rpm
51411	55 mm	120 mm	48 mm	Thrust	Open	52100 Chrome Steel	52100 Chrome Steel	2.4 X 1000 rpm
51312	60 mm	110 mm	35 mm	Thrust	Open	52100 Chrome Steel	52100 Chrome Steel	3 X 1000 rpm
51412 M	60 mm	130 mm	51 mm	Thrust	Open	52100 Chrome Steel	52100 Chrome Steel	2.2 X 1000 rpm
51313	65 mm	115 mm	36 mm	Thrust	Open	52100 Chrome Steel	52100 Chrome Steel	3 X 1000 rpm
51413 M	65 mm	140 mm	56 mm	Thrust	Open	52100 Chrome Steel	52100 Chrome Steel	2.2 X 1000 rpm
51314	70 mm	125 mm	40 mm	Thrust	Open	52100 Chrome Steel	52100 Chrome Steel	2.6 X 1000 rpm
51414 M	70 mm	150 mm	60 mm	Thrust	Open	52100 Chrome Steel	52100 Chrome Steel	2 X 1000 rpm
51315	75 mm	135 mm	44 mm	Thrust	Open	52100 Chrome Steel	52100 Chrome Steel	2.4 X 1000 rpm
51415 M	75 mm	160 mm	65 mm	Thrust	Open	52100 Chrome Steel	52100 Chrome Steel	1.8 X 1000 rpm



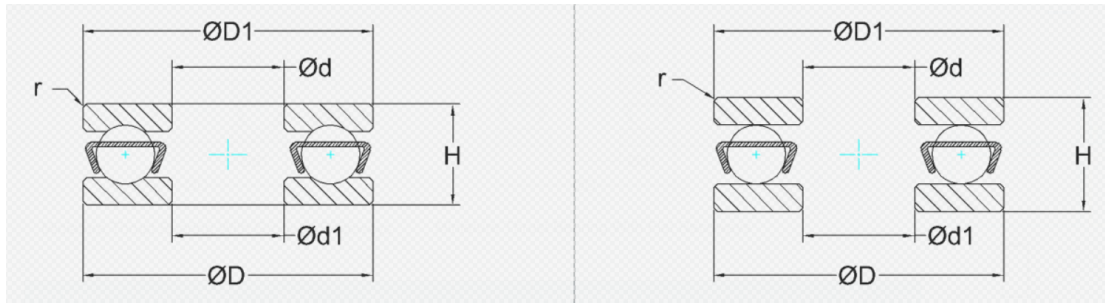
Single Direction Thrust Ball Bearings



Part Number	Bore diameter	Outside diameter	Width	For load direction	Seal type	Ring material	Ball material	Limiting speed
51316	80 mm	140 mm	44 mm	Thrust	Open	52100 Chrome Steel	52100 Chrome Steel	2.4 X 1000 rpm
51416 M	80 mm	170 mm	68 mm	Thrust	Open	52100 Chrome Steel	52100 Chrome Steel	1.7 X 1000 rpm
51317	85 mm	150 mm	49 mm	Thrust	Open	52100 Chrome Steel	52100 Chrome Steel	2.2 X 1000 rpm
51417 M	85 mm	180 mm	72 mm	Thrust	Open	52100 Chrome Steel	52100 Chrome Steel	1.6 X 1000 rpm
51318	90 mm	155 mm	50 mm	Thrust	Open	52100 Chrome Steel	52100 Chrome Steel	2.2 X 1000 rpm
51418 M	90 mm	190 mm	77 mm	Thrust	Open	52100 Chrome Steel	52100 Chrome Steel	1.5 X 1000 rpm
51320	100 mm	170 mm	55 mm	Thrust	Open	52100 Chrome Steel	52100 Chrome Steel	1.9 X 1000 rpm
51420 M	100 mm	210 mm	85 mm	Thrust	Open	52100 Chrome Steel	52100 Chrome Steel	1.4 X 1000 rpm
51322 M	110 mm	190 mm	63 mm	Thrust	Open	52100 Chrome Steel	52100 Chrome Steel	1.7 X 1000 rpm
51422 M	110 mm	230 mm	95 mm	Thrust	Open	52100 Chrome Steel	52100 Chrome Steel	1.3 X 1000 rpm
51324 M	120 mm	210 mm	70 mm	Thrust	Open	52100 Chrome Steel	52100 Chrome Steel	1.5 X 1000 rpm
51424 M	120 mm	250 mm	102 mm	Thrust	Open	52100 Chrome Steel	52100 Chrome Steel	1.1 X 1000 rpm
51326 M	130 mm	225 mm	75 mm	Thrust	Open	52100 Chrome Steel	52100 Chrome Steel	1.4 X 1000 rpm
51426 M	130 mm	270 mm	110 mm	Thrust	Open	52100 Chrome Steel	52100 Chrome Steel	1 X 1000 rpm
51328 M	140 mm	240 mm	80 mm	Thrust	Open	52100 Chrome Steel	52100 Chrome Steel	1.3 X 1000 rpm
51428 M	140 mm	280 mm	112 mm	Thrust	Open	52100 Chrome Steel	52100 Chrome Steel	1 X 1000 rpm
51330 M	150 mm	250 mm	80 mm	Thrust	Open	52100 Chrome Steel	52100 Chrome Steel	1.3 X 1000 rpm
51430 M	150 mm	300 mm	120 mm	Thrust	Open	52100 Chrome Steel	52100 Chrome Steel	1 X 1000 rpm
51332 M	160 mm	270 mm	87 mm	Thrust	Open	52100 Chrome Steel	52100 Chrome Steel	1.2 X 1000 rpm
51432	160 mm	320 mm	130 mm	Thrust	Open	52100 Chrome Steel	52100 Chrome Steel	0.39 X 1000 rpm
51334 M	170 mm	280 mm	87 mm	Thrust	Open	52100 Chrome Steel	52100 Chrome Steel	1.1 X 1000 rpm
51434	170 mm	340 mm	135 mm	Thrust	Open	52100 Chrome Steel	52100 Chrome Steel	0.36 X 1000 rpm
51336 M	180 mm	300 mm	95 mm	Thrust	Open	52100 Chrome Steel	52100 Chrome Steel	1.1 X 1000 rpm
51436	180 mm	360 mm	140 mm	Thrust	Open	52100 Chrome Steel	52100 Chrome Steel	0.35 X 1000 rpm
51338 M	190 mm	320 mm	105 mm	Thrust	Open	52100 Chrome Steel	52100 Chrome Steel	1 X 1000 rpm
51438	190 mm	380 mm	150 mm	Thrust	Open	52100 Chrome Steel	52100 Chrome Steel	0.35 X 1000 rpm
51340 M	200 mm	340 mm	110 mm	Thrust	Open	52100 Chrome Steel	52100 Chrome Steel	0.9 X 1000 rpm
51440	200 mm	400 mm	155 mm	Thrust	Open	52100 Chrome Steel	52100 Chrome Steel	0.35 X 1000 rpm
51344	220 mm	360 mm	112 mm	Thrust	Open	52100 Chrome Steel	52100 Chrome Steel	0.68 X 1000 rpm
51444	220 mm	420 mm	160 mm	Thrust	Open	52100 Chrome Steel	52100 Chrome Steel	0.34 X 1000 rpm
51348	240 mm	380 mm	112 mm	Thrust	Open	52100 Chrome Steel	52100 Chrome Steel	0.67 X 1000 rpm
51448	240 mm	440 mm	160 mm	Thrust	Open	52100 Chrome Steel	52100 Chrome Steel	0.34 X 1000 rpm



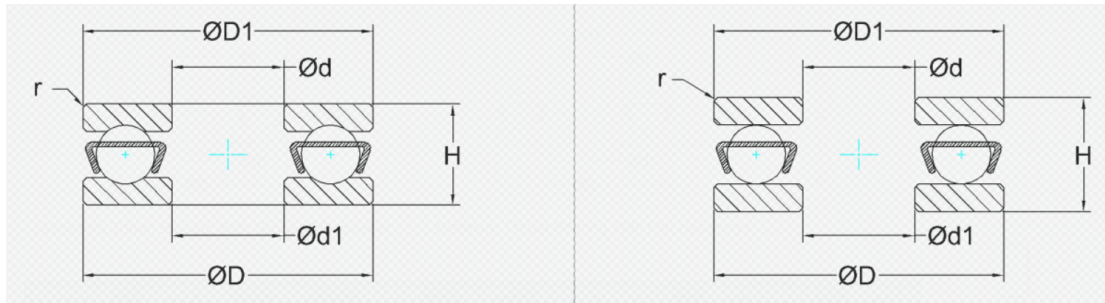
Single Direction Thrust Ball Bearings



Part Number	Bore diameter	Outside diameter	Width	For load direction	Seal type	Ring material	Ball material	Limiting speed
51352	260 mm	420 mm	130 mm	Thrust	Open	52100 Chrome Steel	52100 Chrome Steel	0.65 X 1000 rpm
51452	260 mm	480 mm	175 mm	Thrust	Open	52100 Chrome Steel	52100 Chrome Steel	0.34 X 1000 rpm
51356	280 mm	440 mm	130 mm	Thrust	Open	52100 Chrome Steel	52100 Chrome Steel	0.64 X 1000 rpm
51456	280 mm	520 mm	190 mm	Thrust	Open	52100 Chrome Steel	52100 Chrome Steel	0.34 X 1000 rpm
51360	300 mm	480 mm	140 mm	Thrust	Open	52100 Chrome Steel	52100 Chrome Steel	0.63 X 1000 rpm
51460	300 mm	540 mm	190 mm	Thrust	Open	52100 Chrome Steel	52100 Chrome Steel	0.33 X 1000 rpm
51364	320 mm	500 mm	140 mm	Thrust	Open	52100 Chrome Steel	52100 Chrome Steel	0.62 X 1000 rpm
51464	320 mm	580 mm	205 mm	Thrust	Open	52100 Chrome Steel	52100 Chrome Steel	0.33 X 1000 rpm
51368 F	340 mm	540 mm	160 mm	Thrust	Open	52100 Chrome Steel	52100 Chrome Steel	0.6 X 1000 rpm
51468	340 mm	620 mm	220 mm	Thrust	Open	52100 Chrome Steel	52100 Chrome Steel	0.33 X 1000 rpm
51472	360 mm	640 mm	220 mm	Thrust	Open	52100 Chrome Steel	52100 Chrome Steel	0.33 X 1000 rpm
51476	380 mm	670 mm	224 mm	Thrust	Open	52100 Chrome Steel	52100 Chrome Steel	0.32 X 1000 rpm
51380	400 mm	620 mm	175 mm	Thrust	Open	52100 Chrome Steel	52100 Chrome Steel	0.61 X 1000 rpm
51480	400 mm	710 mm	243 mm	Thrust	Open	52100 Chrome Steel	52100 Chrome Steel	0.32 X 1000 rpm
51384	420 mm	650 mm	180 mm	Thrust	Open	52100 Chrome Steel	52100 Chrome Steel	0.59 X 1000 rpm
51484	420 mm	730 mm	243 mm	Thrust	Open	52100 Chrome Steel	52100 Chrome Steel	0.32 X 1000 rpm
51388	440 mm	680 mm	190 mm	Thrust	Open	52100 Chrome Steel	52100 Chrome Steel	0.57 X 1000 rpm
51488	440 mm	780 mm	265 mm	Thrust	Open	52100 Chrome Steel	52100 Chrome Steel	0.32 X 1000 rpm
51392	460 mm	710 mm	195 mm	Thrust	Open	52100 Chrome Steel	52100 Chrome Steel	0.56 X 1000 rpm
51492	460 mm	800 mm	265 mm	Thrust	Open	52100 Chrome Steel	52100 Chrome Steel	0.31 X 1000 rpm
51396	480 mm	730 mm	195 mm	Thrust	Open	52100 Chrome Steel	52100 Chrome Steel	0.54 X 1000 rpm
51496	480 mm	850 mm	290 mm	Thrust	Open	52100 Chrome Steel	52100 Chrome Steel	0.31 X 1000 rpm
513/500	500 mm	750 mm	195 mm	Thrust	Open	52100 Chrome Steel	52100 Chrome Steel	0.44 X 1000 rpm
514/500	500 mm	870 mm	290 mm	Thrust	Open	52100 Chrome Steel	52100 Chrome Steel	0.42 X 1000 rpm
513/530	530 mm	800 mm	212 mm	Thrust	Open	52100 Chrome Steel	52100 Chrome Steel	0.42 X 1000 rpm
514/530	530 mm	920 mm	308 mm	Thrust	Open	52100 Chrome Steel	52100 Chrome Steel	0.41 X 1000 rpm
513/560	560 mm	850 mm	224 mm	Thrust	Open	52100 Chrome Steel	52100 Chrome Steel	0.41 X 1000 rpm
514/560	560 mm	980 mm	335 mm	Thrust	Open	52100 Chrome Steel	52100 Chrome Steel	0.39 X 1000 rpm
513/600	600 mm	900 mm	236 mm	Thrust	Open	52100 Chrome Steel	52100 Chrome Steel	0.32 X 1000 rpm
514/600	600 mm	1030 mm	335 mm	Thrust	Open	52100 Chrome Steel	52100 Chrome Steel	0.37 X 1000 rpm
513/630	630 mm	950 mm	250 mm	Thrust	Open	52100 Chrome Steel	52100 Chrome Steel	0.31 X 1000 rpm
514/630	630 mm	1090 mm	365 mm	Thrust	Open	52100 Chrome Steel	52100 Chrome Steel	0.35 X 1000 rpm



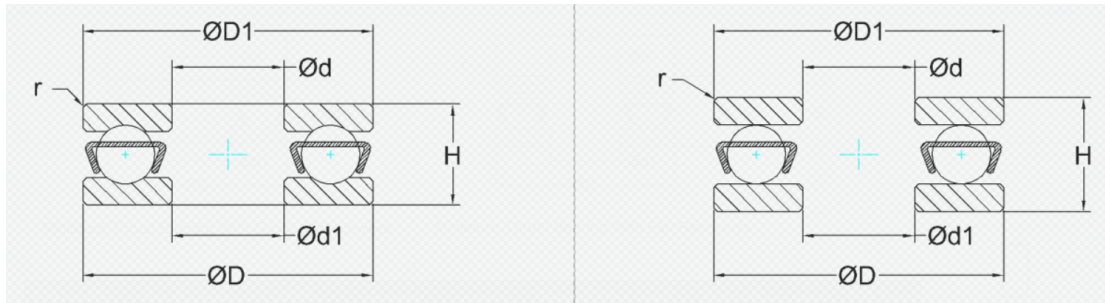
Single Direction Thrust Ball Bearings



Part Number	Bore diameter	Outside diameter	Width	For load direction	Seal type	Ring material	Ball material	Limiting speed
513/670	670 mm	1000 mm	258 mm	Thrust	Open	52100 Chrome Steel	52100 Chrome Steel	0.29 X 1000 rpm
514/670	670 mm	1150 mm	375 mm	Thrust	Open	52100 Chrome Steel	52100 Chrome Steel	0.33 X 1000 rpm
513/710	710 mm	1060 mm	272 mm	Thrust	Open	52100 Chrome Steel	52100 Chrome Steel	0.28 X 1000 rpm
514/710	710 mm	1220 mm	400 mm	Thrust	Open	52100 Chrome Steel	52100 Chrome Steel	0.31 X 1000 rpm
513/750	750 mm	1120 mm	290 mm	Thrust	Open	52100 Chrome Steel	52100 Chrome Steel	0.27 X 1000 rpm
513/800	800 mm	1180 mm	300 mm	Thrust	Open	52100 Chrome Steel	52100 Chrome Steel	0.26 X 1000 rpm
514/800	800 mm	1360 mm	438 mm	Thrust	Open	52100 Chrome Steel	52100 Chrome Steel	0.29 X 1000 rpm
513/850	850 mm	1250 mm	315 mm	Thrust	Open	52100 Chrome Steel	52100 Chrome Steel	0.25 X 1000 rpm
514/850	850 mm	1450 mm	475 mm	Thrust	Open	52100 Chrome Steel	52100 Chrome Steel	0.27 X 1000 rpm
513/900	900 mm	1320 mm	335 mm	Thrust	Open	52100 Chrome Steel	52100 Chrome Steel	0.24 X 1000 rpm
513/950	950 mm	1400 mm	355 mm	Thrust	Open	52100 Chrome Steel	52100 Chrome Steel	0.23 X 1000 rpm
53201	12 mm	28 mm	11.4 mm	Thrust	Open	52100 Chrome Steel	52100 Chrome Steel	11 X 1000 rpm
53202	15 mm	32 mm	13.3 mm	Thrust	Open	52100 Chrome Steel	52100 Chrome Steel	10 X 1000 rpm
53203	17 mm	35 mm	13.2 mm	Thrust	Open	52100 Chrome Steel	52100 Chrome Steel	9.5 X 1000 rpm
53204	20 mm	40 mm	14.7 mm	Thrust	Open	52100 Chrome Steel	52100 Chrome Steel	8 X 1000 rpm
53205	25 mm	47 mm	16.7 mm	Thrust	Open	52100 Chrome Steel	52100 Chrome Steel	7 X 1000 rpm
53206	30 mm	52 mm	17.8 mm	Thrust	Open	52100 Chrome Steel	52100 Chrome Steel	6.3 X 1000 rpm
53306	30 mm	60 mm	22.6 mm	Thrust	Open	52100 Chrome Steel	52100 Chrome Steel	5.3 X 1000 rpm
53207	35 mm	62 mm	19.9 mm	Thrust	Open	52100 Chrome Steel	52100 Chrome Steel	5.6 X 1000 rpm
53307	35 mm	68 mm	25.6 mm	Thrust	Open	52100 Chrome Steel	52100 Chrome Steel	4.5 X 1000 rpm
53208	40 mm	68 mm	20.3 mm	Thrust	Open	52100 Chrome Steel	52100 Chrome Steel	5.3 X 1000 rpm
53308	40 mm	78 mm	28.5 mm	Thrust	Open	52100 Chrome Steel	52100 Chrome Steel	4 X 1000 rpm
53408	40 mm	90 mm	38.2 mm	Thrust	Open	52100 Chrome Steel	52100 Chrome Steel	3.2 X 1000 rpm
53209	45 mm	73 mm	21.3 mm	Thrust	Open	52100 Chrome Steel	52100 Chrome Steel	4.8 X 1000 rpm
53309	45 mm	85 mm	30.1 mm	Thrust	Open	52100 Chrome Steel	52100 Chrome Steel	3.8 X 1000 rpm
53210	50 mm	78 mm	23.5 mm	Thrust	Open	52100 Chrome Steel	52100 Chrome Steel	4.5 X 1000 rpm
53310	50 mm	95 mm	34.3 mm	Thrust	Open	52100 Chrome Steel	52100 Chrome Steel	3.4 X 1000 rpm
53410	50 mm	110 mm	45.6 mm	Thrust	Open	52100 Chrome Steel	52100 Chrome Steel	2.6 X 1000 rpm
53211	55 mm	90 mm	27.3 mm	Thrust	Open	52100 Chrome Steel	52100 Chrome Steel	3.8 X 1000 rpm
53311	55 mm	105 mm	39.3 mm	Thrust	Open	52100 Chrome Steel	52100 Chrome Steel	3 X 1000 rpm
53411	55 mm	120 mm	50.5 mm	Thrust	Open	52100 Chrome Steel	52100 Chrome Steel	2.4 X 1000 rpm
53212	60 mm	95 mm	28 mm	Thrust	Open	52100 Chrome Steel	52100 Chrome Steel	3.6 X 1000 rpm



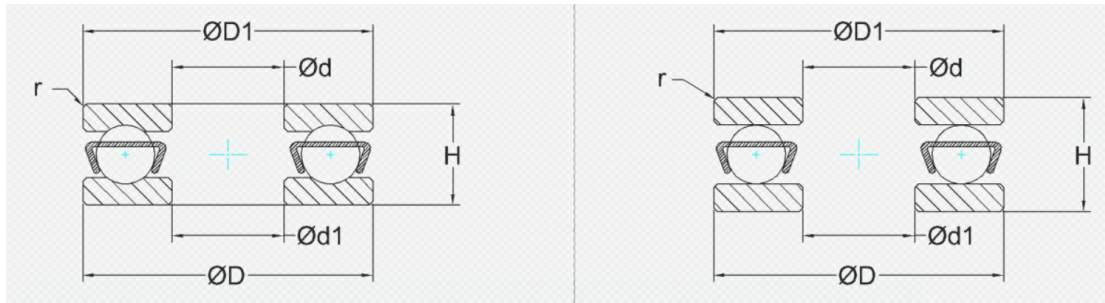
Single Direction Thrust Ball Bearings



Part Number	Bore diameter	Outside diameter	Width	For load direction	Seal type	Ring material	Ball material	Limiting speed
53312	60 mm	110 mm	38.3 mm	Thrust	Open	52100 Chrome Steel	52100 Chrome Steel	3 X 1000 rpm
53412 M	60 mm	130 mm	54 mm	Thrust	Open	52100 Chrome Steel	52100 Chrome Steel	2.2 X 1000 rpm
53213	65 mm	100 mm	28.7 mm	Thrust	Open	52100 Chrome Steel	52100 Chrome Steel	3.6 X 1000 rpm
53313	65 mm	115 mm	39.4 mm	Thrust	Open	52100 Chrome Steel	52100 Chrome Steel	2.8 X 1000 rpm
53214	70 mm	105 mm	27 mm	Thrust	Open	52100 Chrome Steel	52100 Chrome Steel	3.6 X 1000 rpm
53314	70 mm	125 mm	44.2 mm	Thrust	Open	52100 Chrome Steel	52100 Chrome Steel	2.6 X 1000 rpm
53414 M	70 mm	150 mm	63.6 mm	Thrust	Open	52100 Chrome Steel	52100 Chrome Steel	2 X 1000 rpm
53215	75 mm	110 mm	28.3 mm	Thrust	Open	52100 Chrome Steel	52100 Chrome Steel	3.4 X 1000 rpm
53315	75 mm	135 mm	48.1 mm	Thrust	Open	52100 Chrome Steel	52100 Chrome Steel	2.4 X 1000 rpm
53415 M	75 mm	160 mm	69 mm	Thrust	Open	52100 Chrome Steel	52100 Chrome Steel	1.8 X 1000 rpm
53216	80 mm	115 mm	29.5 mm	Thrust	Open	52100 Chrome Steel	52100 Chrome Steel	3.2 X 1000 rpm
53316	80 mm	140 mm	47.6 mm	Thrust	Open	52100 Chrome Steel	52100 Chrome Steel	2.2 X 1000 rpm
53217	85 mm	125 mm	33.1 mm	Thrust	Open	52100 Chrome Steel	52100 Chrome Steel	3 X 1000 rpm
53317	85 mm	150 mm	53.1 mm	Thrust	Open	52100 Chrome Steel	52100 Chrome Steel	2 X 1000 rpm
53218	90 mm	135 mm	38.5 mm	Thrust	Open	52100 Chrome Steel	52100 Chrome Steel	2.6 X 1000 rpm
53318	90 mm	155 mm	54.6 mm	Thrust	Open	52100 Chrome Steel	52100 Chrome Steel	2 X 1000 rpm
53418 M	90 mm	190 mm	81.2 mm	Thrust	Open	52100 Chrome Steel	52100 Chrome Steel	1.5 X 1000 rpm
53220	100 mm	150 mm	40.9 mm	Thrust	Open	52100 Chrome Steel	52100 Chrome Steel	2.4 X 1000 rpm
53320	100 mm	170 mm	59.2 mm	Thrust	Open	52100 Chrome Steel	52100 Chrome Steel	1.8 X 1000 rpm
53420 M	100 mm	210 mm	90 mm	Thrust	Open	52100 Chrome Steel	52100 Chrome Steel	1.3 X 1000 rpm
53222	110 mm	160 mm	40.2 mm	Thrust	Open	52100 Chrome Steel	52100 Chrome Steel	2.4 X 1000 rpm
53322 M	110 mm	190 mm	67.2 mm	Thrust	Open	52100 Chrome Steel	52100 Chrome Steel	1.6 X 1000 rpm
53324 M	120 mm	210 mm	74.1 mm	Thrust	Open	52100 Chrome Steel	52100 Chrome Steel	1.5 X 1000 rpm
53226	130 mm	190 mm	47.9 mm	Thrust	Open	52100 Chrome Steel	52100 Chrome Steel	1.8 X 1000 rpm
53228	140 mm	200 mm	48.6 mm	Thrust	Open	52100 Chrome Steel	52100 Chrome Steel	1.8 X 1000 rpm
1000	10 mm	26 mm	12 mm	Thrust	Open	52100 Chrome Steel	52100 Chrome Steel	11.74 X 1000 rpm
1100	10 mm	30 mm	12 mm	Thrust	Open	52100 Chrome Steel	52100 Chrome Steel	11.68 X 1000 rpm
1001	12 mm	28 mm	12 mm	Thrust	Open	52100 Chrome Steel	52100 Chrome Steel	11.74 X 1000 rpm
1002	15 mm	31 mm	12 mm	Thrust	Open	52100 Chrome Steel	52100 Chrome Steel	10.6 X 1000 rpm
1102	15 mm	35 mm	14 mm	Thrust	Open	52100 Chrome Steel	52100 Chrome Steel	8.95 X 1000 rpm
1003	18 mm	35 mm	12 mm	Thrust	Open	52100 Chrome Steel	52100 Chrome Steel	9.74 X 1000 rpm
1004	20 mm	37 mm	12 mm	Thrust	Open	52100 Chrome Steel	52100 Chrome Steel	9.19 X 1000 rpm



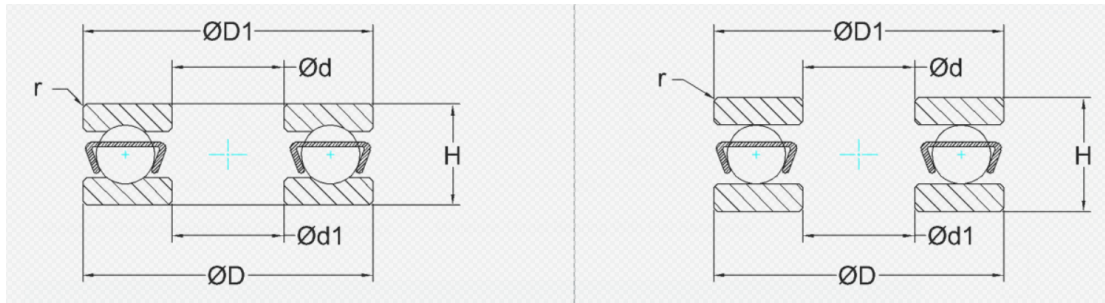
Single Direction Thrust Ball Bearings



Part Number	Bore diameter	Outside diameter	Width	For load direction	Seal type	Ring material	Ball material	Limiting speed
1104	20 mm	40 mm	14 mm	Thrust	Open	52100 Chrome Steel	52100 Chrome Steel	8.15 X 1000 rpm
1005	25 mm	45 mm	14 mm	Thrust	Open	52100 Chrome Steel	52100 Chrome Steel	7.28 X 1000 rpm
1105	25 mm	48 mm	15.5 mm	Thrust	Open	52100 Chrome Steel	52100 Chrome Steel	6.96 X 1000 rpm
1006	30 mm	50 mm	14 mm	Thrust	Open	52100 Chrome Steel	52100 Chrome Steel	6.62 X 1000 rpm
1106	30 mm	53 mm	15.5 mm	Thrust	Open	52100 Chrome Steel	52100 Chrome Steel	5.74 X 1000 rpm
1007	35 mm	55 mm	16 mm	Thrust	Open	52100 Chrome Steel	52100 Chrome Steel	5.66 X 1000 rpm
1107	35 mm	62 mm	18 mm	Thrust	Open	52100 Chrome Steel	52100 Chrome Steel	5.16 X 1000 rpm
1008	40 mm	60 mm	16 mm	Thrust	Open	52100 Chrome Steel	52100 Chrome Steel	5.32 X 1000 rpm
1108	40 mm	64 mm	18 mm	Thrust	Open	52100 Chrome Steel	52100 Chrome Steel	5.14 X 1000 rpm
1009	45 mm	68 mm	16 mm	Thrust	Open	52100 Chrome Steel	52100 Chrome Steel	5.02 X 1000 rpm
1109	45 mm	73 mm	22 mm	Thrust	Open	52100 Chrome Steel	52100 Chrome Steel	4.41 X 1000 rpm
1010	50 mm	74 mm	18 mm	Thrust	Open	52100 Chrome Steel	52100 Chrome Steel	4.63 X 1000 rpm
1110	50 mm	78 mm	22 mm	Thrust	Open	52100 Chrome Steel	52100 Chrome Steel	4.18 X 1000 rpm
1011	55 mm	78 mm	18 mm	Thrust	Open	52100 Chrome Steel	52100 Chrome Steel	4.3 X 1000 rpm
1111	55 mm	88 mm	24.5 mm	Thrust	Open	52100 Chrome Steel	52100 Chrome Steel	3.86 X 1000 rpm
1012	60 mm	82 mm	18 mm	Thrust	Open	52100 Chrome Steel	52100 Chrome Steel	3.82 X 1000 rpm
1112	60 mm	90 mm	24.5 mm	Thrust	Open	52100 Chrome Steel	52100 Chrome Steel	3.62 X 1000 rpm
1013	65 mm	90 mm	20 mm	Thrust	Open	52100 Chrome Steel	52100 Chrome Steel	3.74 X 1000 rpm
1113	65 mm	100 mm	27 mm	Thrust	Open	52100 Chrome Steel	52100 Chrome Steel	3.28 X 1000 rpm
1014	70 mm	95 mm	20 mm	Thrust	Open	52100 Chrome Steel	52100 Chrome Steel	3.6 X 1000 rpm
1114	70 mm	103 mm	27 mm	Thrust	Open	52100 Chrome Steel	52100 Chrome Steel	3.12 X 1000 rpm
1015	75 mm	100 mm	20 mm	Thrust	Open	52100 Chrome Steel	52100 Chrome Steel	3.35 X 1000 rpm
1115	75 mm	110 mm	27 mm	Thrust	Open	52100 Chrome Steel	52100 Chrome Steel	3.06 X 1000 rpm
1016	80 mm	110 mm	22 mm	Thrust	Open	52100 Chrome Steel	52100 Chrome Steel	3.3 X 1000 rpm
1116	80 mm	115 mm	29 mm	Thrust	Open	52100 Chrome Steel	52100 Chrome Steel	2.84 X 1000 rpm
1017	85 mm	115 mm	22 mm	Thrust	Open	52100 Chrome Steel	52100 Chrome Steel	3 X 1000 rpm
1117	85 mm	125 mm	30.5 mm	Thrust	Open	52100 Chrome Steel	52100 Chrome Steel	2.6 X 1000 rpm
1018	90 mm	120 mm	22 mm	Thrust	Open	52100 Chrome Steel	52100 Chrome Steel	2.95 X 1000 rpm
1118	90 mm	135 mm	30.5 mm	Thrust	Open	52100 Chrome Steel	52100 Chrome Steel	2.46 X 1000 rpm
1019	95 mm	130 mm	25 mm	Thrust	Open	52100 Chrome Steel	52100 Chrome Steel	2.72 X 1000 rpm
1119	95 mm	140 mm	32.5 mm	Thrust	Open	52100 Chrome Steel	52100 Chrome Steel	2.32 X 1000 rpm
1020	100 mm	135 mm	25 mm	Thrust	Open	52100 Chrome Steel	52100 Chrome Steel	2.56 X 1000 rpm



Single Direction Thrust Ball Bearings



Part Number	Bore diameter	Outside diameter	Width	For load direction	Seal type	Ring material	Ball material	Limiting speed
1120	100 mm	150 mm	32.5 mm	Thrust	Open	52100 Chrome Steel	52100 Chrome Steel	2.23 X 1000 rpm
1021	105 mm	140 mm	25 mm	Thrust	Open	52100 Chrome Steel	52100 Chrome Steel	2.5 X 1000 rpm
1121	105 mm	155 mm	40 mm	Thrust	Open	52100 Chrome Steel	52100 Chrome Steel	2.15 X 1000 rpm
1022	110 mm	145 mm	25 mm	Thrust	Open	52100 Chrome Steel	52100 Chrome Steel	2.45 X 1000 rpm
1023	115 mm	150 mm	25 mm	Thrust	Open	52100 Chrome Steel	52100 Chrome Steel	2.34 X 1000 rpm
1123	115 mm	165 mm	43 mm	Thrust	Open	52100 Chrome Steel	52100 Chrome Steel	2 X 1000 rpm
1024	120 mm	160 mm	27 mm	Thrust	Open	52100 Chrome Steel	52100 Chrome Steel	2.22 X 1000 rpm
1025	125 mm	165 mm	27 mm	Thrust	Open	52100 Chrome Steel	52100 Chrome Steel	2.15 X 1000 rpm
1125	125 mm	175 mm	46.5 mm	Thrust	Open	52100 Chrome Steel	52100 Chrome Steel	1.9 X 1000 rpm
1028	140 mm	185 mm	31 mm	Thrust	Open	52100 Chrome Steel	52100 Chrome Steel	2 X 1000 rpm
1128	140 mm	200 mm	52 mm	Thrust	Open	52100 Chrome Steel	52100 Chrome Steel	1.66 X 1000 rpm
59172 F	360 mm	440 mm	48 mm	Thrust	Open	52100 Chrome Steel	52100 Chrome Steel	1.2 X 1000 rpm
59176 F	380 mm	460 mm	48 mm	Thrust	Open	52100 Chrome Steel	52100 Chrome Steel	1.2 X 1000 rpm
59180 F	400 mm	480 mm	48 mm	Thrust	Open	52100 Chrome Steel	52100 Chrome Steel	1.2 X 1000 rpm
59184 F	420 mm	500 mm	48 mm	Thrust	Open	52100 Chrome Steel	52100 Chrome Steel	1.2 X 1000 rpm
59188 F	440 mm	540 mm	60 mm	Thrust	Open	52100 Chrome Steel	52100 Chrome Steel	1 X 1000 rpm
59192 F	460 mm	560 mm	60 mm	Thrust	Open	52100 Chrome Steel	52100 Chrome Steel	1 X 1000 rpm
59196 F	480 mm	580 mm	60 mm	Thrust	Open	52100 Chrome Steel	52100 Chrome Steel	1 X 1000 rpm
591/500 F	500 mm	600 mm	60 mm	Thrust	Open	52100 Chrome Steel	52100 Chrome Steel	1 X 1000 rpm
591/530 F	530 mm	640 mm	67 mm	Thrust	Open	52100 Chrome Steel	52100 Chrome Steel	0.9 X 1000 rpm
591/560 F	560 mm	670 mm	67 mm	Thrust	Open	52100 Chrome Steel	52100 Chrome Steel	0.8 X 1000 rpm
591/630 F	630 mm	750 mm	73 mm	Thrust	Open	52100 Chrome Steel	52100 Chrome Steel	0.8 X 1000 rpm
591/670 F	670 mm	800 mm	78 mm	Thrust	Open	52100 Chrome Steel	52100 Chrome Steel	0.7 X 1000 rpm
591/710 JR	710 mm	850 mm	85 mm	Thrust	Open	52100 Chrome Steel	52100 Chrome Steel	0.6 X 1000 rpm
591/750 M	750 mm	900 mm	90 mm	Thrust	Open	52100 Chrome Steel	52100 Chrome Steel	0.6 X 1000 rpm
591/800 M	800 mm	950 mm	90 mm	Thrust	Open	52100 Chrome Steel	52100 Chrome Steel	0.6 X 1000 rpm
591/850 M	850 mm	1000 mm	90 mm	Thrust	Open	52100 Chrome Steel	52100 Chrome Steel	0.6 X 1000 rpm
591/900 M	900 mm	1060 mm	95 mm	Thrust	Open	52100 Chrome Steel	52100 Chrome Steel	0.5 X 1000 rpm
591/950 M	950 mm	1120 mm	103 mm	Thrust	Open	52100 Chrome Steel	52100 Chrome Steel	0.5 X 1000 rpm
591/1000 M	1000 mm	1180 mm	109 mm	Thrust	Open	52100 Chrome Steel	52100 Chrome Steel	0.4 X 1000 rpm
591/1060 F	1060 mm	1250 mm	115 mm	Thrust	Open	52100 Chrome Steel	52100 Chrome Steel	0.4 X 1000 rpm